



APPROVAL SHEET
FOR
MAGNETIC BUZZER

深圳市銳創達電子有限公司

TAT ELECTRONICS CO. LTD.

CUSTOMER:

PART NUMBER: BM1370S-0524-45

CUSTOMER PART NO.:

CUSTOMER	APPROVED	CHECKED
SIGNECTURE (Customer)	SIGNECTURE (Company)	

Add: Rm 1610, Pengji Wisdom Center, Bagua 1st Rd, Futian Dist,
Shenzhen, Guangdong, China

深圳市福田区八卦一路鹏基商务时空 1610

Tel: +86-755-8950 9282, 82370515;

Fax: +86-755-89509880

Email: tatspeaker@tatelec.com;

[Http:// www.tatelec.com](http://www.tatelec.com).



Specification for magnetic buzzer SMD Type		Update/09A05	Page 2 of 7
		Des.	Chk.
Model No.:	BM1370S-0524-45	Li YanFei	Jiang Yin
		3/11/2021	3/11/2021

1. Technical Parameter

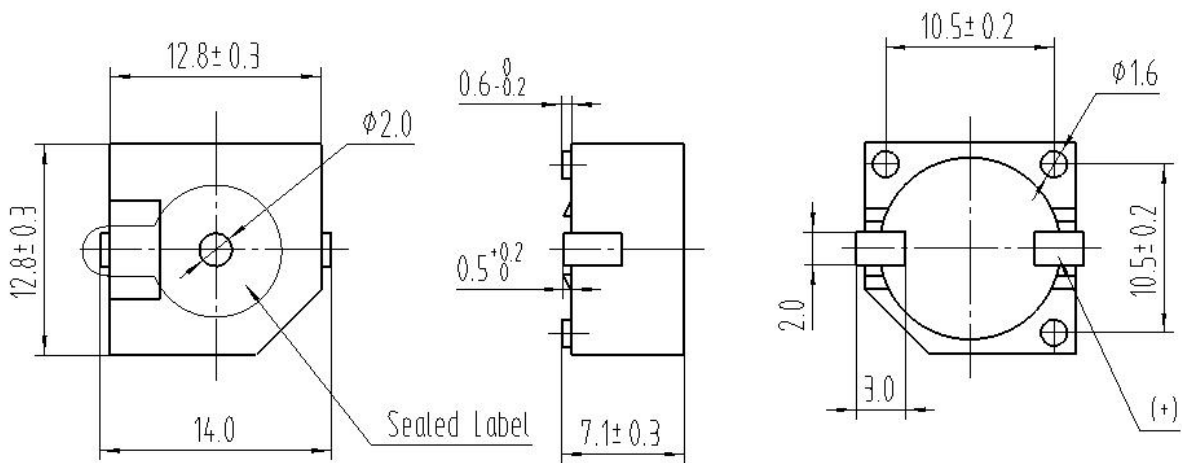
Measuring condition

Part shall be measured under a condition (Temperature: 5~35°C, Humidity: 45%~85%R.H., Atmospheric pressure: 860 ~1060hPa) unless the standard condition (Temperature: 25±3°C, Humidity: 60±10%R.H. Atmospheric pressure: 860 ~1060hPa) is regulated to measure

1	Dimension	12.8×12.8×6.8
2	Net Weight	Approx 1.8g
3	Rated Voltage	5 Vo-p
4	Operating Voltage	4~7 Vo-p
5	Rated Current	Max.70mA ,at 2.4KHz 50% duty Square Wave 5Vo-p
6	Sound Output	Min. 85dB,at 2.4KHz 50% duty Square Wave 5Vo-p
7	Coil Resistance	45±5Ω
8	Resonant Frequency	2400Hz
9	Operating Temperature	-20°C~+70°C
10	Store Temperature	-30°C~+80°C

Dimensions

Unit: mm





Specification for magnetic buzzer SMD Type		Update/09A05	Page 3 of 7
		Des.	Chk.
Model No.:	BM1370S-0524-45	Li YanFei	Jiang Yin
		3/11/2021	3/11/2021

*Unit: mm; Tolerance: ± 0.5 mm Except Specified

*Housing Material: Gray LCP

1. Reliability Test

After any following tests the part shall meet specifications without any degradation in appearance and performance except SPL. SPL shall not deviate more than -10 dB from the initial value

1.1 Ordinary Temperature Life Test

The part shall be subjected to 96 hours at $25 \pm 10^\circ\text{C}$. Input rated voltage Resonant frequency, 1/2 duty Square wave.

1.2 High Temperature Test

The part shall be capable of with standing a storage temperature of $+85^\circ\text{C}$ for 96 hours.

1.3 Low Temperature Test

The part shall be capable of with standing a storage temperature of -40°C for 96 hours.

1.4 Humidity Test

Temperature: $+40^\circ\text{C} \pm 3^\circ\text{C}$ Relative Humidity: 90%~95% Duration: 48 hours and expose to room temperature for 6 hours

1.5 Temperature Shock Test

Temperature: 70°C /1hour \rightarrow 25°C /3hours \rightarrow -30°C /1hour \rightarrow 25°C /3hours (1cycle)
Total cycle: 10 cycles

1.6 Drop Test

Standard Packaging From 1.2m (Drop on hard wood or board of 5cm thick, three sides, six plain.)

1.7 Vibration Test

Vibration: 1000cycles /min. Amplitude: 1.5mm, Duration: 1 hour in each 3 axes

Note:

As this product is not protected from foreign material entering, please make sure that any foreign materials (e.g. magnetic powder, washing solvent, flux, corrosive gas) do not enter this product in your production processes. The functional degradation (e.g. SPL down) may occur if foreign material enter it.



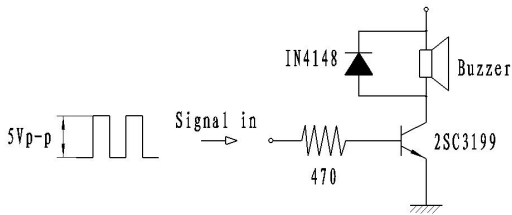
Specification for magnetic buzzer SMD Type		Update/09A05	Page 4 of 7
		Des.	Chk.
Model No.:	BM1370S-0524-45	Li YanFei	Jiang Yin
		3/11/2021	3/11/2021

2. Electrical And Acoustical Measuring Condition

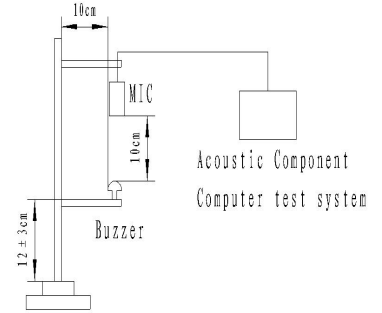
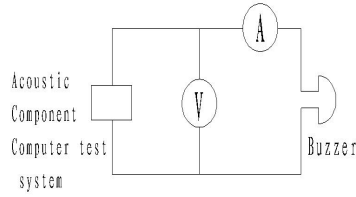
2.1 Recommended Driving Circuit

Resonant frequency, 1/2 duty cycle.

Square wave. Signal amplitude should be large enough to saturate the transistor.



2.2 Recommended Setting





Specification for magnetic buzzer SMD Type		Update/09A05	Page 5 of 7
		Des.	Chk.
Model No.:	BM1370S-0524-45	Li YanFei	Jiang Yin
		3/11/2021	3/11/2021

3. Frequency Response

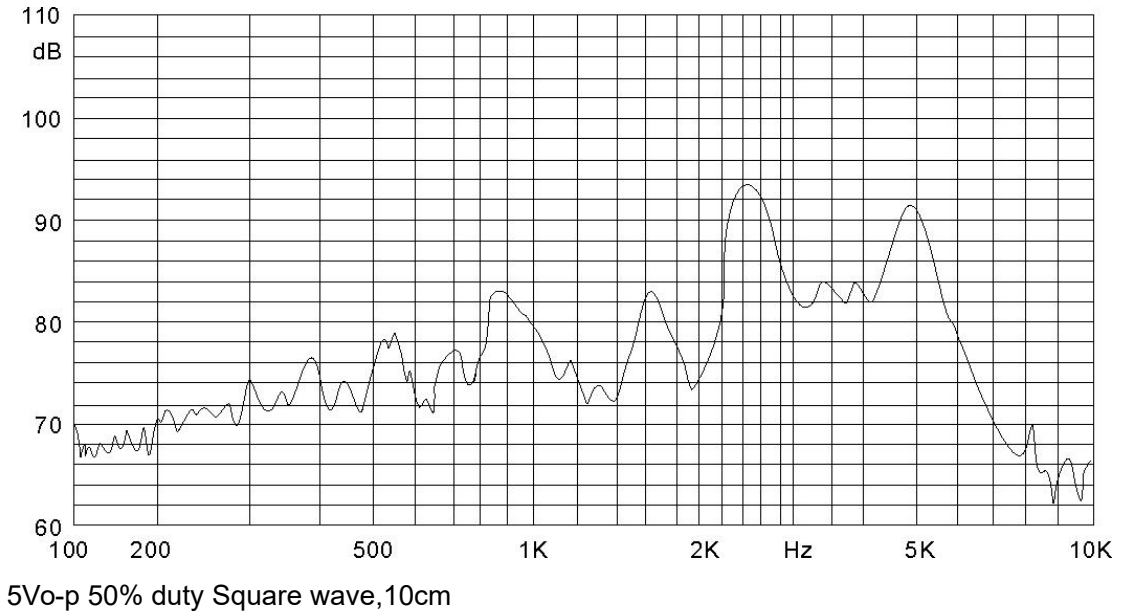
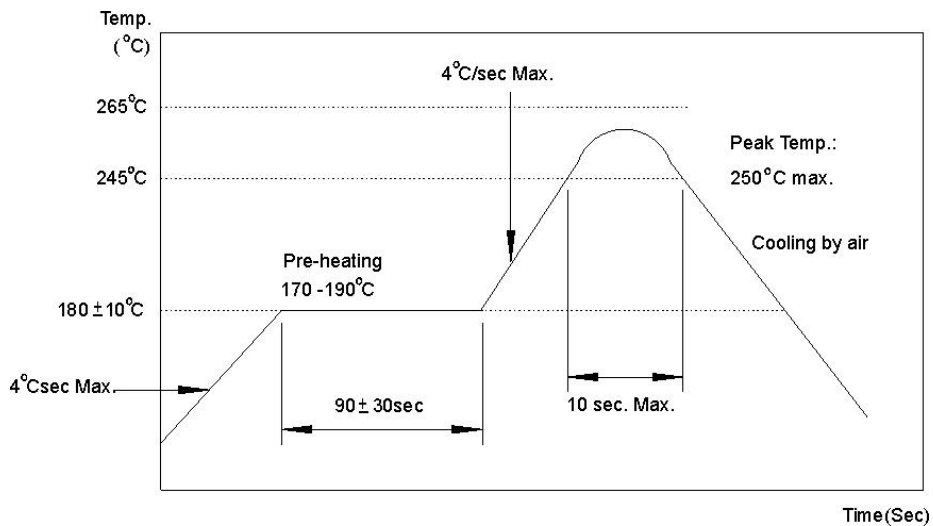


Fig3

4. Surface mounting condition

5.1 Reflow soldering

Recommendable reflow soldering condition is as follows.



- Note:** (1) In automated mounting of the SMD sound transducers on PCB, any bending, expanding and pulling forces or shocks against the SMD sound transducers shall be kept minimum to prevent them from electrical failures and mechanical damages of the devices.
(2) In the reflow soldering, too high soldering temperatures and too large temperature Gradient such as rapid heating or cooling may cause electrical failures and mechanical damages of the devices.



Specification for magnetic buzzer SMD Type		Update/09A05	Page 6 of 7
		Des.	Chk.
Model No.:	BM1370S-0524-45	Li YanFei	Jiang Yin
		3/11/2021	3/11/2021

5. Reliability Test

After any following tests the part shall meet specifications without any degradation in appearance and performance except SPL. SPL shall not deviate more than -10 dB from the initial value

6.1 Ordinary Temperature Life Test

The part shall be subjected to 96 hours at $25 \pm 10^\circ\text{C}$. Input rated voltage Resonant frequency, 1/2 duty Square wave.

6.2 High Temperature Test

The part shall be capable of with standing a storage temperature of $+85^\circ\text{C}$ for 96 hours.

6.3 Low Temperature Test

The part shall be capable of with standing a storage temperature of -40°C for 96 hours.

6.4 Humidity Test

Temperature: $+40^\circ\text{C} \pm 3^\circ\text{C}$ Relative Humidity: 90%~95% Duration: 48 hours and expose to room temperature for 6 hours

6.5 Temperature Shock Test

Temperature: $60^\circ\text{C} / 1\text{hour} \rightarrow 25^\circ\text{C} / 3\text{hours} \rightarrow -20^\circ\text{C} / 1\text{hour} \rightarrow 25^\circ\text{C} / 3\text{hours}$ (1cycle)
Total cycle: 10 cycles

6.6 Drop Test

Standard Packaging From 75cm (Drop on hard wood or board of 5cm thick, three sides, six plain.)

6.7 Vibration Test

Vibration: 1000cycles /min. Amplitude: 1.5mm, Duration: 1 hour in each 3 axes

6.8 Reflow Test

Use recommendable reflow soldering condition (as shown in 5.1)

- (1) No abnormality should be found after reflow
- (2) Good soldering to meet soldering requirements

Note:

As this product is not protected from foreign material entering, please make sure that any foreign materials (e.g. magnetic powder, washing solvent, flux, corrosive gas) do not enter this product in your production processes. The functional degradation (e.g. SPL down) may occur if foreign material enter it.



Specification for magnetic buzzer SMD Type		Update/09A05	Page 7 of 7
		Des.	Chk.
Model No.:	BM1370S-0524-45	Li YanFei	Jiang Yin
		3/11/2021	3/11/2021

6. Packing

5.1 Dimension Of Carrier Tape

